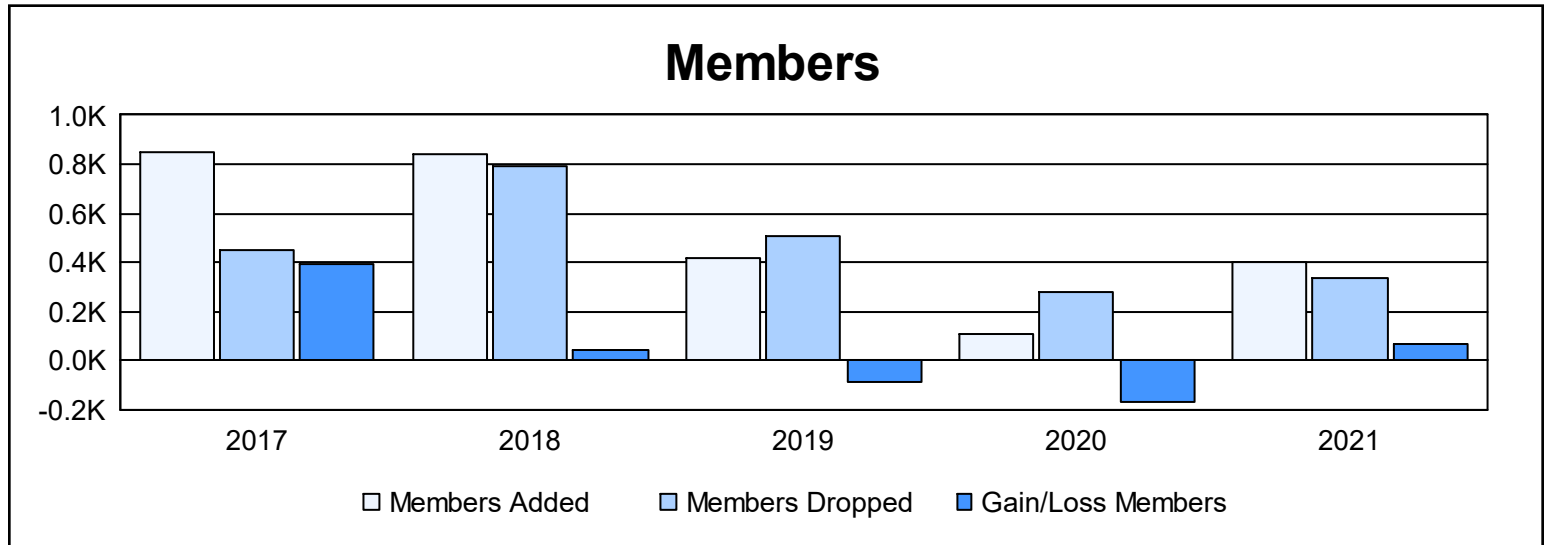
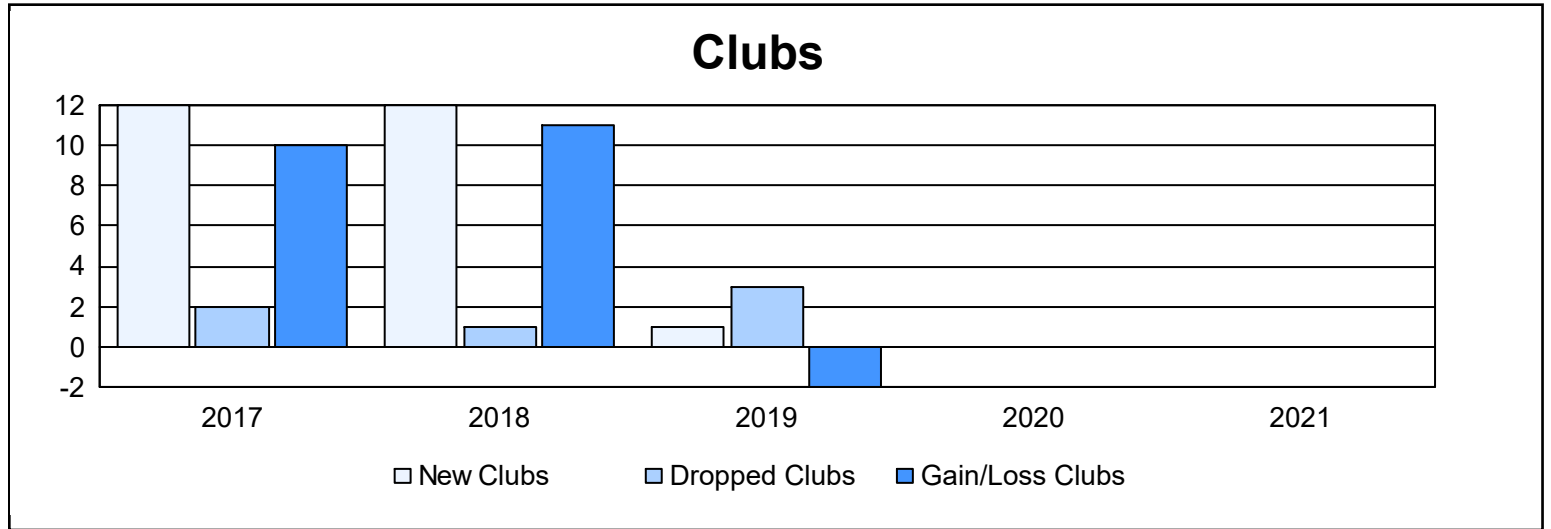
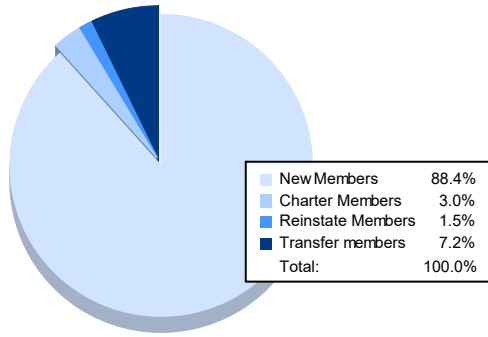


Year	New Clubs	Dropped Clubs	Gain/ Loss Clubs	New Members	Charter Members	Reinstate Members	Transfer Members	Total Member Added	Total Members Dropped	Gain/ Loss Members
2016-2017	12	2	10	411	417	15	2	845	448	397
2017-2018	12	1	11	370	422	25	22	839	794	45
2018-2019	1	3	-2	311	68	18	18	415	505	-90
2019-2020	0	0	0	4	30	40	31	105	277	-172
2020-2021	0	0	0	358	12	6	29	405	334	71
<b>Average</b>	<b>5</b>	<b>1</b>	<b>4</b>	<b>291</b>	<b>190</b>	<b>21</b>	<b>20</b>	<b>522</b>	<b>472</b>	<b>50</b>



### Membership Composition June 2021 Cumulative



### Gender Composition June 2021 Cumulative

